



STAR WARS READS DAY

**ACTIVITY KIT
AUSTRALIA**

OCTOBER 11TH, 2014






CHOOSE ACTIVITIES FOR YOUR EVENT!

CRAFTS **1**

DRAWING AND COLORING PAGES **14**

GAMES AND PUZZLES **24**

RECIPIES **24**




CRAFTS



ACTIVITY KIT

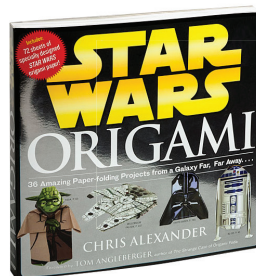
COLOUR AND FOLD YOUR OWN JEDI LIGHTSABER!




Colour this, cut it out,
and fold it according
to the instructions
on next page.



Darth Vader's lightsaber



EXCERPTED FROM
Star Wars Origami
ISBN: 978-0-7611-6943-7
WORKMAN

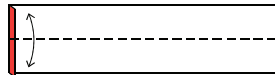


COLOR AND FOLD YOUR OWN JEDI LIGHTSABER!

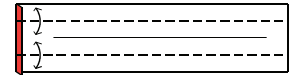
HOW TO FOLD: A BASIC LIGHTSABER



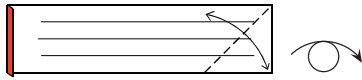
1 Start with your color picture. Valley fold just enough to form a thin flap.




2 Valley fold and unfold.



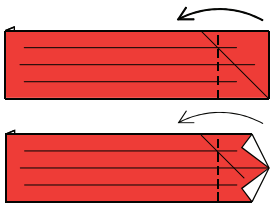
3 Valley fold and unfold.



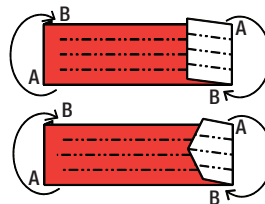
4 Mark fold. Turn the model over.



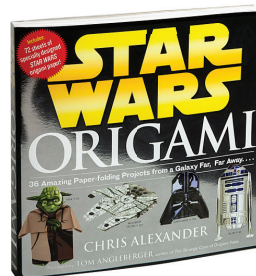
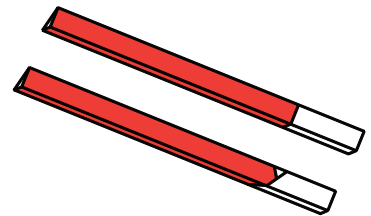
4A Optional Step: To make a hilt with an angled emitter like Luke's, valley fold the corners to touch the creases formed in step 3.



5 Valley fold.




6 Mountain fold the corners A into the pockets B. This will turn the model into a triangular tube.



EXCERPTED FROM
Star Wars Origami
 ISBN: 978-0-7611-6943-7
 WORKMAN

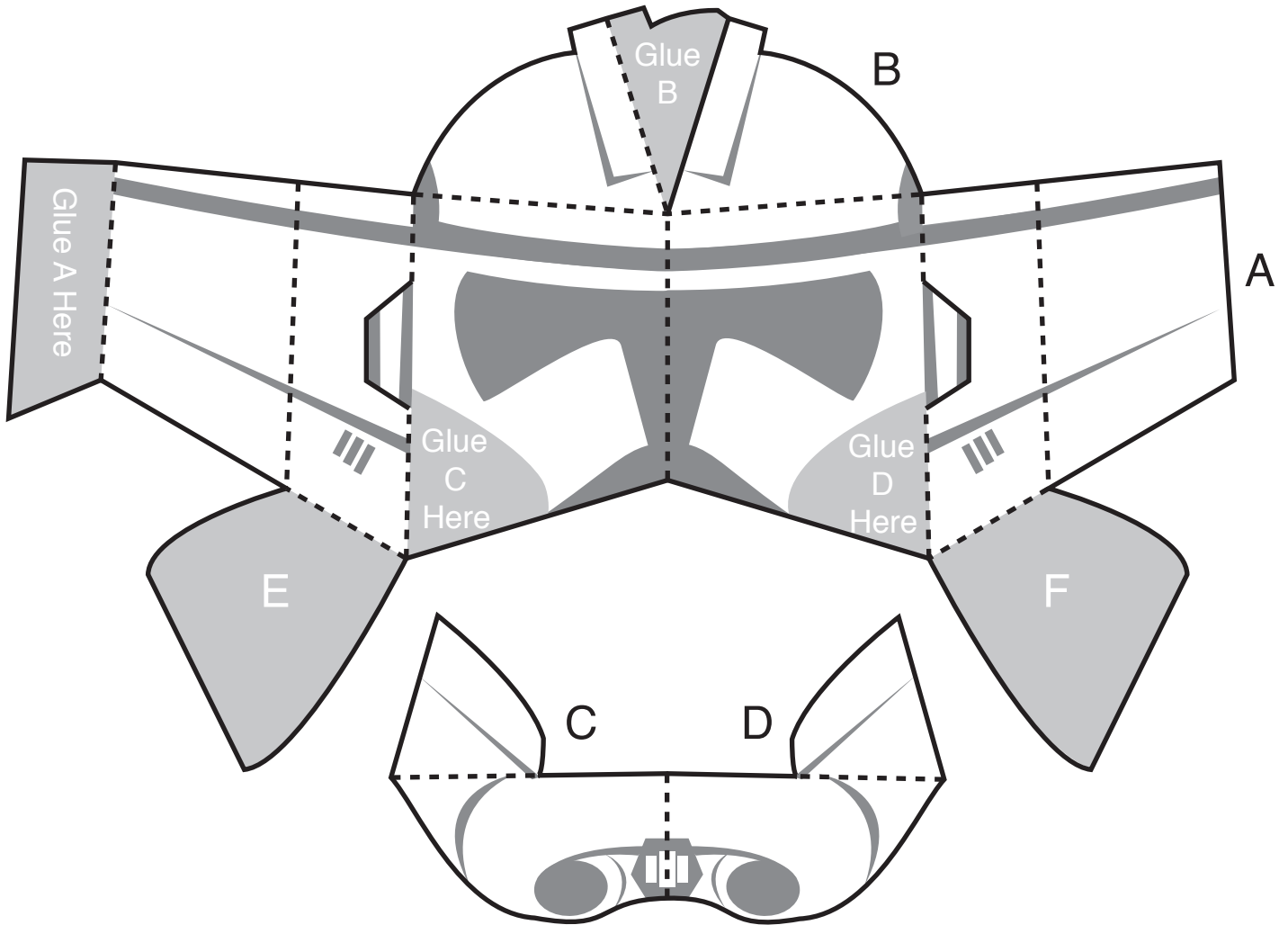
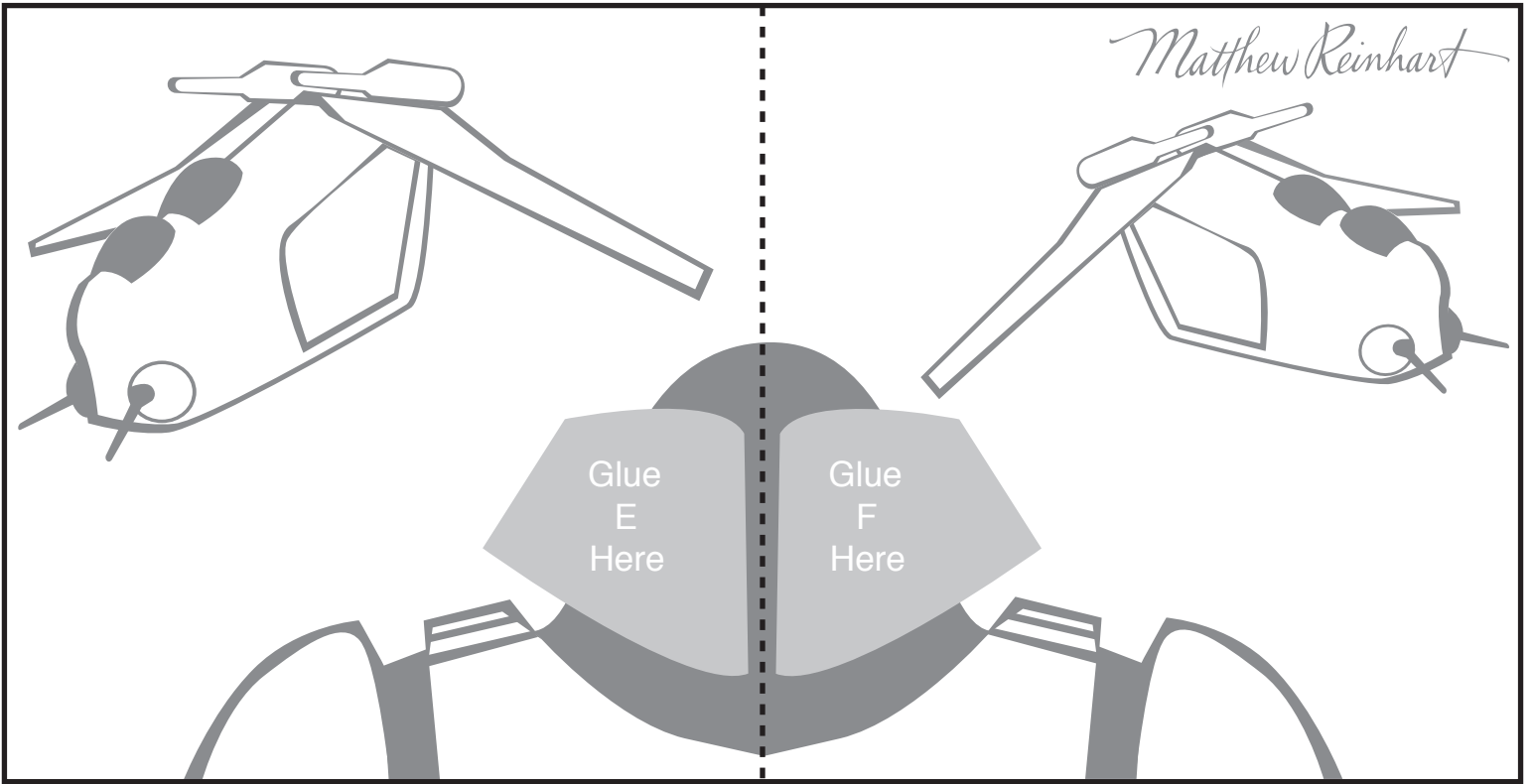
Make Your Own Pop-up Clone Trooper

1. Print the artwork out at 100% size (no scaling) on a heavy paper, such as card stock. Color all of your pieces with crayons or markers before scoring or cutting.
2. Use a ruler or a straight edge and a paper clip to score all the black dotted lines
3. Next use scissors to cut out all the pieces along the outside solid black lines.
4. On the helmet piece, there are two shapes that cannot be cut with scissors. These are located above "Glue C Here" and "Glue D Here." Please ask an adult to help you cut them out along the solid black lines with an X-Acto knife.
5. Take the card piece and fold along the dotted line toward you. Unfold.
6. Take the helmet piece and fold in half away from you. Unfold.
7. Now fold along the dotted line of the left side of the helmet piece away from you. The cut line in the middle will pop out. Unfold.
8. Next, fold along the dotted line to the left of the previously folded line away from you. Unfold.
9. Now fold the "Glue A Here" tab away from you. Unfold.
10. Repeat steps 7 and 8 on the right side of the helmet.
11. Next fold "Glue B" tab away from you and unfold.
12. Now fold the left upper part of the helmet along the dotted line away from you. Unfold. Repeat on the right side.
13. Take the "E" tab and fold it away from you. Unfold.
14. Take the "F" tab and fold it away from you. Unfold.
15. Fold the helmet piece in half again and put glue on the gray area marked "Glue B."
16. Next put tab "B" on top of the "Glue B" tab. Press firmly and let dry.
17. Now put glue on the "Glue A Here" tab.
18. Line up tab "A" on top of the "Glue A Here" tab. Press firmly and let dry. Set the helmet piece aside.
19. Now take the second piece and fold it in half away from you. Unfold.
20. Now fold tab "C" toward you. Repeat on tab "D."
21. Take the helmet piece (keep it folded in half) and put glue on "Glue C Here" area.
22. Take the second piece and line up tab "C" on top of the "Glue C Here" area. Press firmly and let dry. Repeat on the opposite side with tab "D."
23. Now take the card piece and put glue on "Glue E Here" area.
24. Take the helmet piece and line up tab "E" with the "Glue E Here" area. Press firmly and let dry.
25. Now put glue on the "Glue F Here" area.
26. Close the card on top of tab "F." Press firmly and let dry.
27. Slowly open the card and tah-dah! You've made your very own clone trooper!




INSPIRED BY
**Star Wars: A Galactic
 Pop-up Adventure**
 ISBN: 978-0-5451-7616-3
 SCHOLASTIC INC.

Matthew Reinhart

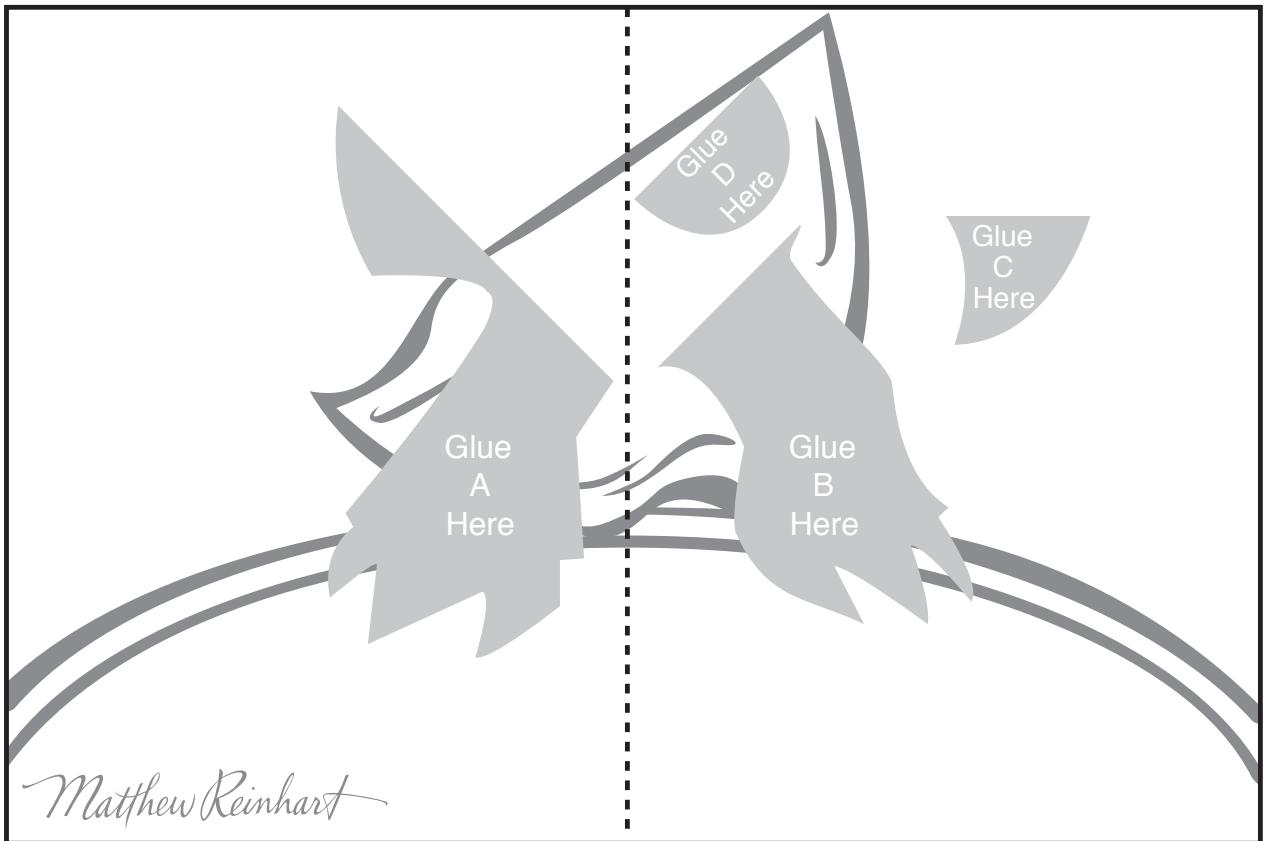
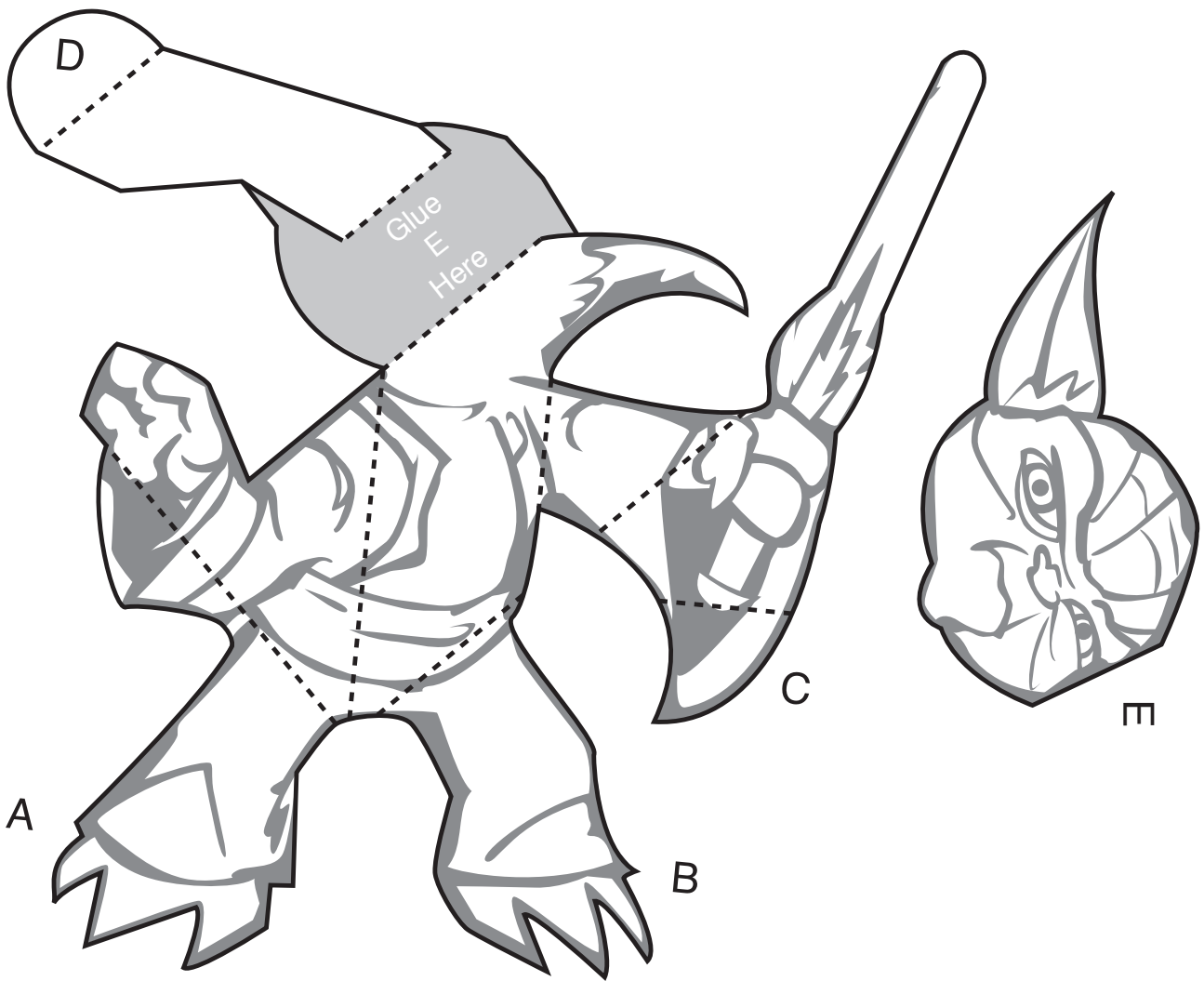



MAKE YOUR OWN POP-UP YODA

1. Print the artwork out at 100% size (no scaling) on a heavy paper, such as card stock. Color all of your pieces with crayons or markers before scoring or cutting.
2. Use a ruler or a straight edge and a paper clip to score all the black dotted lines.
3. Next use scissors to cut out all the pieces along the solid black lines.
4. Take Yoda's body piece and fold it in half away from you. Unfold.
5. Fold tab "A" toward you. Unfold. Repeat with tab "B."
6. Fold the right arm (with the lightsaber) toward you. Unfold.
7. Next fold along the diagonal dotted line away from you. Unfold.
8. Now fold tab "C" toward you. Unfold.
9. Next fold the "Glue E Here" away from you. Repeat on the next two dotted lines to tab "D." Set piece aside.
10. Next fold the card piece in half toward you. Unfold.
11. Put glue on the "Glue A Here" gray area.
12. Line up tab "A" with this area. Press firmly and let dry. Repeat with tab "B."
13. Now put glue on the "Glue C Here" area. Line up tab "C" with this area. Press firmly and let dry.
14. Turn the card around so you can see the "Glue D Here" gray area. Put glue on "Glue D Here."
15. Line up tab "D" with "Glue D Here" area. Press firmly and let dry.
16. Next put glue on the "Glue E Here" area.
17. Take piece "E" (Yoda's head) and line up the piece with the gray area. Press firmly and let dry.
18. Slowly close the card.
19. And reopen—you've made your very own Yoda!



INSPIRED BY
**Star Wars: A Galactic
 Pop-up Adventure**
 ISBN: 978-0-5451-7616-3
 SCHOLASTIC INC.





MILLENNIUM FALCON

TOP SIDE

CUT OUT THIS SPACE

CUT OUT THIS SPACE

CUT OUT THIS SPACE

*Cut out and fold your very own Millennium Falcon.
Go to www.klutz.com/starwars for instructions.*

Copyright © 2014, Lucasfilm Ltd. & © or ™ where indicated. All rights reserved. Used under authorization.

EXCERPTED FROM



Star Wars Folded Flyers

ISBN: 978-0-5453-9634-9

KLUTZ



FINGER PUPPETS



INSTRUCTIONS

1. Print the finger puppets on regular paper and cut them out. Be sure to cut along the dashed line.
2. Wrap the tabs of one puppet around the puppeteer's finger, and use tape to secure.
3. Remove puppet from finger and repeat step 2 with the rest of the puppets.



INSPIRED BY
Goodnight Darth Vader
ISBN: 978-1-4521-2830-6
CHRONICLE BOOKS



**STAR
WARS
READS
DAY**

**DRAWING AND
COLORING PAGES**


ACTIVITY KIT



STAR WARS
**JEDI
ACADEMY**

FINISH
THE
COMIC!


By Jeffrey Brown
and _____



INSPIRED BY
Star Wars: Jedi Academy:
Return of the Padawan
ISBN: 978-0-5456-2125-0
SCHOLASTIC INC.




DRAW A THUMB DOODLE



DARTH VADER

You are armed with all the tools you need.



Use a black waterbased felt-tipped pen to apply ink on your thumb. Then, create a thumbprint on a piece of paper. Use the same pen to doodle the details.

1 full thumbprint for the top of the helmet



2 half thumbprint for the bottom of the helmet



3



eyes and mouth

4




sideways thumbprint for the body

5



legs and boots

6



arm

7



Give Darth Vader a weapon.

Don't forget the cape and belt.



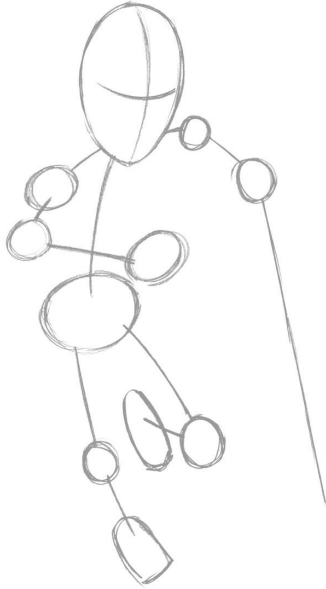
EXCERPTED FROM
Star Wars Thumb Doodles
ISBN: 978-0-5454-9284-3
KLUTZ

ACTIVITY KIT



DRAW **EZRA** IN 4 STEPS

1.
STICK
FIGURE




2.
SHAPES



3.
BASIC
DETAILS



4.
DETAILED
DETAILS



EXCERPTED FROM
Draw Star Wars Rebels
ISBN: 978-0-5457-0324-6
KLUTZ

ACTIVITY KIT



STAR WARS
JEDI ACADEMY
FINISH
THE
COMIC!
By Jeffrey Brown
and _____




INSPIRED BY
Star Wars®: Jedi Academy
ISBN: 978-0-5455-0517-8
SCHOLASTIC INC.

DARTH MAUL

DRAW YOUR OWN SITH WARRIOR

A Sith can come from any species that feels the Force. Sith warrior Darth Maul is a Zabrak, a near-human creature with horns and two hearts. Like all Sith, Maul is proud, confident, and hungers for power, making him a fearsome opponent.



Use this outline to draw your own Zabrak Sith warrior.

Does your Zabrak have special horns?

Use different colors to create your own tattoo pattern.

EXCERPTED FROM
**Ultimate Factivity
Collection: Star Wars**
ISBN: 978-1-4654-1660-5
DK PUBLISHING





**STAR
WARS
READS
DAY**

**GAMES AND
PUZZLES**



THE FINAL BATTLE

GET THROUGH THE MAZE AND DESTROY THE SECOND DEATH STAR!

Above the moon of Endor, the Empire has almost finished building a second Death Star. It is even larger and more powerful than the first, and the Rebels must destroy it now, before it is too late. If they succeed and the Emperor is defeated, the Empire will fall and the rebels will win the war!

FINISH

START



BATTLE ON BOARD


As the battle rages, Luke Skywalker confronts his father, Darth Vader, on board the Death Star. Finally, Luke manages to turn his father back to the light side of the Force.



EXCERPTED FROM
**Ultimate
Factivity
Collection:
Star Wars**

ISBN: 978-1-4654-1660-5
DK PUBLISHING

ACTIVITY KIT



ARE YOU A LEGO® STAR WARS® EXPERT?


Find tons of information and facts about your favorite LEGO® sets and minifigures in *LEGO Star Wars: The Visual Dictionary: Updated and Expanded*. It even includes an exclusive Luke Skywalker minifigure!



- 1 What two LEGO elements were repurposed for the glowing eye and armored shell of a droideka?
- 2 When did the LEGO Group release its first Star Wars sets?
- 3 Which LEGO minifigure, complete with brown Jedi cape, came with the Palpatine's Arrest LEGO set?
- 4 What is the name of the fast-moving varactyl that Obi-Wan uses to chase General Grievous on Utapau?
- 5 After surviving the great Jedi purge at the end of the Clone Wars, where does Yoda live in exile?
- 6 Which LEGO minifigure came exclusively with the 2011 edition of the LEGO Star Wars: Character Encyclopedia?
- 7 Which LEGO Technic® self-destructs when its "belly-button" socket is pressed?
- 8 From 1999-2014, how many Luke Skywalker minifigures have been created?
- 9 Which LEGO Ultimate Collector Set weighs nearly 9 lbs?
- 10 How many LEGO bricks did it take to build the life-sized X-wing that was featured in Times Square in May 2013?




Answers: (1) Cupcake and Frosting, pg. 4, (2) 1999, pg. 5, (3) Anakin [Jedi/Smith], pg. 17, (4) Boga, pg. 21, (5) Dagobah, pg. 63, (6) Han / Celebration Han, pg. 65, (7) C-3PO, pg. 108, (8) 28 minifigures, pg. 137, (9) Darth Maul, pg. 110 (10) 5,335,200 Bricks, pg. 124



EXCERPTED FROM
LEGO Star Wars:
The Visual Dictionary:
Updated & Expanded
ISBN:978-1-4654-1921-7
DK PUBLISHING



CROSSWORD



ACROSS

- 1. Solo's furry friend
- 4. Also known as Ben
- 7. Jedi weapon of choice
- 8. Has a Cinnamon Bun hairstyle
- 9. Leia is Luke's _____
- 11. Leia loves
- 12. Luke _____

DOWN

- 2. May the _____ be with you
- 3. Has many chins
- 5. Leia's dad
- 6. Darth Vader was born as
- 10. Jedi apprentice
- 13. C-3PO and R2-D2 are _____
- 14. Teddy bear rebels
- 15. Talks funny he does




INSPIRED BY
Goodnight Darth Vader
 ISBN: 978-1-4521-2830-6
 CHRONICLE BOOKS



MAZE



Help Leia go through the maze to get to her father!



INSPIRED BY
Goodnight Darth Vader
ISBN: 978-1-4521-2830-6
CHRONICLE BOOKS



A GLANCE INTO YODA'S PAST


More than 900 years old, Yoda has met many people and traveled to countless worlds in the Republic. Search the grid below to see if you can find just some of the people he's met and places he's seen over the years.

X	E	Z	R	V	N	R	I	D	Q	R	C	L	H	L	G	T	E	H	J
N	N	G	Y	Z	D	D	C	G	A	J	U	S	T	R	E	U	P	L	C
K	I	Y	N	O	P	G	T	O	A	K	T	E	Q	Y	X	H	I	H	S
H	T	K	A	Z	I	W	M	F	U	P	P	A	C	T	C	E	E	G	C
A	A	V	B	C	D	S	B	D	Q	Y	O	D	A	S	H	H	V	H	Z
K	P	B	O	O	R	R	C	L	H	L	U	U	Z	K	E	T	H	C	M
V	L	F	O	U	N	N	O	S	X	M	B	S	L	Y	W	A	V	N	I
J	A	T	E	N	J	N	P	V	E	F	W	X	U	W	B	B	T	S	N
T	P	U	U	T	O	N	L	Z	J	I	K	L	F	A	A	B	R	B	P
A	R	E	X	D	E	G	C	V	Z	B	I	L	M	L	C	A	L	S	W
N	O	X	L	O	Z	J	O	D	L	O	Y	H	Z	K	C	J	P	D	R
A	R	N	E	O	L	J	X	K	N	N	T	A	E	E	A	J	A	C	K
K	E	Y	A	K	J	R	R	V	E	E	C	N	M	R	R	B	D	Q	U
I	P	I	U	U	Q	S	X	Z	N	K	M	S	J	C	P	T	A	T	C
N	M	O	W	E	Q	U	G	R	K	N	Z	O	E	R	E	H	W	L	L
C	E	L	H	L	Q	Z	S	Y	B	A	T	L	D	W	D	R	A	N	A
D	A	G	O	B	A	H	V	O	T	W	G	O	I	C	E	T	N	I	W
Z	U	N	Q	L	B	B	U	D	N	I	W	E	C	A	M	M	Z	T	M
E	N	I	O	O	T	A	T	I	G	B	F	M	H	U	W	P	A	Z	Z
M	C	M	O	Q	V	H	B	U	C	O	J	J	Q	G	N	X	N	K	Z

Yoda
Anakin
Chewbacca
Han Solo
Mace Windu

Padawan
Skywalker
Emperor Palpatine
Count Dooku
Jedi

Jabba the Hutt
Dagobah
Obi-Wan Kenobi
Tatooine
Naboo



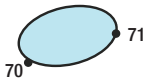
EXCERPTED FROM
The Yoda Chronicles
ISBN: 978-1-4656-0868-6
DK PUBLISHING



A SOLDIER IS BORN

Count Dooku has engineered a new army of Force-powered Sith clones to fight for the Empire! Yet Yoda senses kindness in the first clone that's created and tries to persuade him to follow the light side of the Force.

Connect the dots to reveal this mysterious friend or foe.



69 • 72


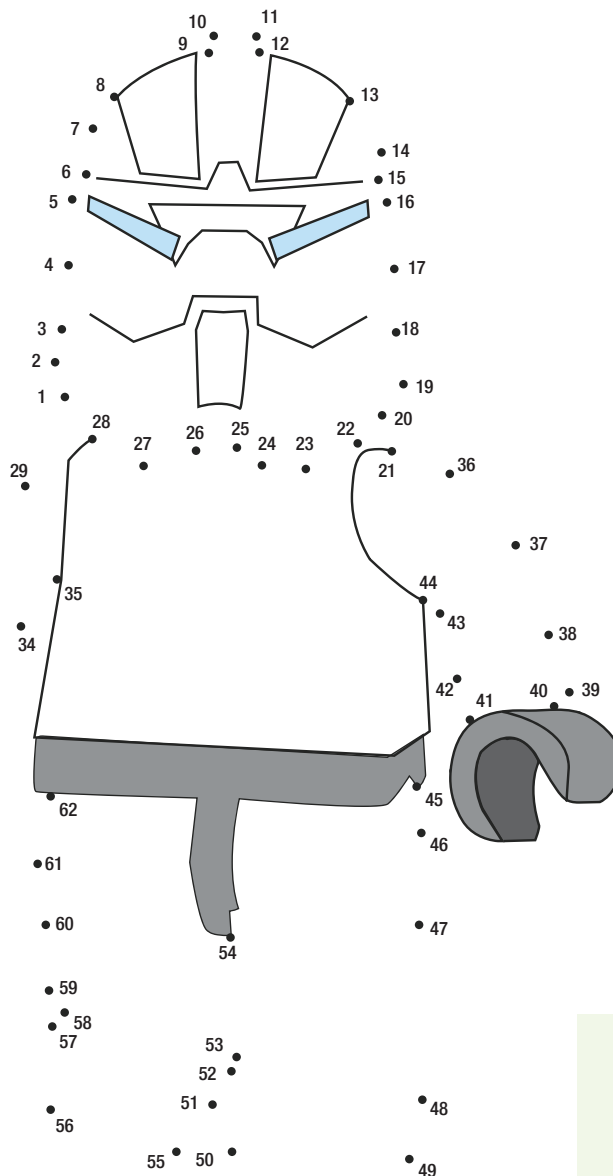
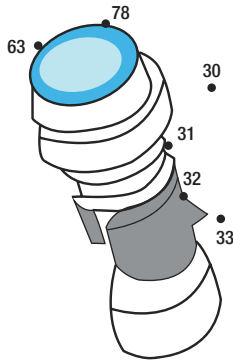
68 • 73

67 • 74

66 • 75

65 • 76

64 • 77



EXCERPTED FROM
The Yoda Chronicles
 ISBN: 978-1-4656-0868-6
 DK PUBLISHING




ACTIVITY KIT

ANSWER KEY

ANSWER:
A GLANCE INTO YODA'S PAST


ANSWER:
A NEW SOLDIER IS BORN

X	E	Z	R	V	N	R	I	D	Q	R	C	L	H	L	G	T	E	H	J	
N	N	G	Y	Z	D	D	C	G	A	J	U	S	T	R	G	E	U	P	L	C
K	I	Y	N	O	P	G	T	O	A	K	T	E	Q	Y	X	H	E	H	C	
H	A	K	A	Z	I	W	M	F	U	P	P	A	C	T	C	E	E	V	H	Z
A	A	V	B	C	D	S	B	D	Q	Y	O	D	A	S	H	H	V	H	C	M
K	P	B	O	O	R	R	C	L	H	L	U	U	Z	K	E	T	H	C	M	
V	L	F	O	U	N	N	O	S	X	M	B	S	L	Y	W	A	V	N	I	
J	A	T	E	N	J	N	P	V	E	F	W	X	U	W	B	B	T	S	N	
T	P	U	U	T	O	N	L	Z	J	I	K	L	F	A	B	B	R	B	P	
A	R	E	X	D	E	G	C	V	Z	B	I	L	M	L	C	A	L	S	W	
N	O	X	L	O	Z	J	O	D	L	O	Y	H	Z	K	E	J	P	D	R	
A	R	N	E	O	L	J	X	K	N	N	T	A	E	E	A	A	C	K	K	
K	E	Y	A	K	J	R	R	V	E	E	C	N	M	R	R	B	D	Q	U	
I	N	P	I	U	U	Q	S	X	Z	N	K	M	S	J	C	E	R	A	T	
M	O	W	E	Q	U	G	R	K	N	Z	O	E	R	E	H	W	L	L	C	
C	E	L	H	L	Q	Z	S	Y	B	A	T	L	D	W	D	R	A	N	A	
D	A	G	O	B	A	H	V	O	T	W	G	O	I	C	E	T	N	I	W	
Z	U	N	Q	L	B	B	U	D	N	I	W	E	C	A	M	M	Z	T	M	
E	N	I	O	O	T	A	T	I	G	B	F	M	H	U	W	P	A	Z	Z	
M	C	M	O	Q	V	H	B	U	C	O	J	J	Q	G	N	X	N	K	Z	





CROSSWORD



ACROSS


- 1. Solo's furry friend
- 4. Also known as Ben
- 7. Jedi weapon of choice
- 8. Has a Cinnamon Bun hairstyle
- 9. Leia is Luke's _____
- 11. Leia loves _____
- 12. Luke _____

DOWN

- 2. May the _____ be with you
- 3. Has many chins
- 5. Leia's dad
- 6. Darth Vader was born _____
- 10. Jedi apprentice
- 13. C-3PO and R2-D2 are _____
- 14. Teddy bear rebels
- 15. Talks funny he does



BASED ON
Vader's Little Princess
 ISBN: 978-1-4521-1869-7
 CHRONICLE BOOKS



BASED ON
Darth Vader and Son
 ISBN: 978-1-4521-0655-7
 CHRONICLE BOOKS



Easy/Kids Star Wars Trivia Questions

1. What is the name of Han Solo's ship?

2. What is the weapon used by Jedi Knights?

3. Which young Jedi Knight becomes Darth Vader in Star Wars: Episode III Revenge of the Sith?

4. What Jedi Master spent 800 years training such pupils as Qui-Gon Jinn Obi-Wan Kenobi, Count Dooku and Luke Skywalker?

5. What Wookiee is Han Solo's loyal friend and first mate?

6. Who is Luke and Leia's mother?

7. How many members are there in the Jedi Council?

8. Why didn't Yoda say he didn't want to train Luke Skywalker?

9. In the Star Wars film, what invisible power binds the galaxy together?

10. Who are the masters of the Dark Side who want to rule the galaxy?

ANSWER KEY

1. Millennium Falcon
2. Lightsaber
3. Anakin Skywalker
4. Yoda
5. Chewie
6. Padmé Amidala
7. 12
8. because he lacked patience
9. The Force
10. The Sith



General Star Wars Trivia Quiz

1. What were the last words spoken in *The Empire Strikes Back*?

2. What animals did the visual effects crew study when designing the Imperial Walkers from *The Empire Strikes Back*?

3. Which country was the home base for principal photography on *Revenge of the Sith*?

4. Which *Star Wars* movie was the first to be shot entirely with high-definition cameras, without using traditional 35-millimeter film?

5. What U.S. magazine declared *Star Wars* “the year’s best movie” in its May 30, 1977, issue?

6. Which star of *Revenge of the Sith* is the real-life nephew of Denis Lawson, who played Wedge in the first *Star Wars* Trilogy?

7. According to *Star Wars* legend, what substance powers lightsabers?

8. How much does the Chewbacca costume weigh?

9. Yoda did not make an appearance in only one of the six *Star Wars* movies. Which one?

10. What famous scientist was the inspiration for creature designer Stuart Freeborn when creating Yoda’s eyes?

11. Padmé Amidala is first queen of, and then the senator from, what peaceful planet?

ANSWER KEY	1. “May the Force be with you.”
	2. Elephants
	3. Australia
	4. <i>Attack of the Clones</i>
	5. <i>Time</i>
	6. Ewan McGregor
	7. Iuum crystals
	8. 8 pounds (3.6 kilograms, ½ stone)
	9. <i>Star Wars: Episode IV A New Hope</i>
	10. Albert Einstein
	11. Naboo



Difficult Star Wars Trivia Quiz

1. What Ewok medicine man presided over the attempt to make a roast of Han Solo in Return of the Jedi?

2. Lando Clarissian's operation on Cloud City mines what type of gas?

3. The Empire attacked the Rebel base on Hoth with four-legged Imperial Walkers, or AT-ATs. What does AT-AT stand for?

4. What planet is home to Chewbacca and the Wookiees?

5. What is the species of the diminutive workers on Cloud City who helped freeze Han Solo in carbonite?

6. What type of battle armor does Boba Fett wear?

7. Han Solo upgraded his beloved Millennium Falcon from which stock starship?

8. What color is Yoda's lightsaber in Attack of the Clones and Revenge of the Sith?


9. Complete this line from A New Hope: "The _____ Wastes are not to be traveled lightly."

10. Who preceded Senator Palpatine as Chancellor of the Galactic Senate?

11. How many engines are on an X-wing fighter?

12. Bail Organa is Princess Leia's adoptive father. What is her adoptive mother's name?

ANSWER KEY	1. Logray
	2. Tibanna gas
	3. All Terrain-Armored Transport
	4. Kashyyyk
	5. Ugnauhts
	6. Mandalorian
	7. The YT-1300 stock light freighter
	8. Green
	9. Jundland
	10. Chancellor Valorum
	11. 4
	12. Queen Breha Organa



RECIPES

QUI-GON GINGERBREAD SANDWICHES

SWEET AND SPICY SAMMIES FOR THE JEDI ON THE GO!

INGREDIENTS

- 4 cups all-purpose flour
- 3 teaspoons pumpkin pie spice
- 1 teaspoon baking soda
- 1/2 teaspoon salt
- 1/2 cup (1 stick) butter, at room temperature
- 1/2 cup packed brown sugar
- 1/2 cup dark molasses
- 1 pint dulce de leche or caramel swirl ice cream

1. Preheat the oven to 350° F.
2. In a large bowl, whisk together the flour, pie spice, baking soda, and salt. Set aside.
3. In a medium bowl, with an electric mixer on medium speed, cream together the butter and sugar until fluffy. Add the molasses and beat until well combined. Add one third of the flour mixture and 1 tablespoon water alternately (4 tablespoons water total), mixing well after each addition. If the dough is dry or doesn't hold together well, add an additional table-spoon of water to the mixture.
4. Gather the dough and roll it out to fit onto an 11-x-15-inch jelly-roll pan. Bake it for 8 to 10 minutes, until the dough springs back when pressed lightly with the back of a spoon. Cool it completely on a cooling rack.
5. Move the ice cream to the refrigerator to soften while the dough is cooling.
6. Cut out 16 cookies with a 2-inch cookie cutter. Lay the cookie cutter on a flat surface and press in one of the cookies to the bottom. Fill the cookie cutter with ice cream, then top it with another cookie. Press the top down to gently remove the sandwich from the cookie cutter. Repeat with the remaining cookies and ice cream. Wrap each sandwich in plastic wrap and freeze them for at least 1 hour before serving.

Makes 8 ice cream sandwiches.



EXCERPTED FROM
ICE SABERS
 ISBN: 978-1-4521-0761-5
 CHRONICLE BOOKS

YODA SODA

INGREDIENTS

- 3 limes
- 3 tablespoons sugar, or more to taste
- 1 cup sparkling water
- 1 scoop lime sherbet or sorbet

1. Place 1 lime on the cutting board and cut it in half. Squeeze the juice from each half into a measuring cup. Repeat with the remaining limes until you have $\frac{1}{4}$ cup juice.
2. Put the lime juice and 3 tablespoons sugar in a small pitcher. Stir with a wooden spoon until the sugar dissolves. Add the sparkling water and stir until mixed. Taste and add more sugar, if desired.
3. Using an ice-cream scoop, scoop up the sherbet and drop it into a tall glass. Pour in the lime water. Serve immediately.

Makes 1 serving.

Variation: You can substitute rainbow sherbet or lemon sorbet for the lime sherbet.



EXCERPTED FROM
**Wookiee Pies, Clone Scones, and
other Galactic Goodies**

ISBN: 978-1-4521-0466-9

CHRONICLE BOOKS